

RESIDENTIAL MARKET REPORT

# Burnaby

June 2024

## Burnaby Specialists



**Brian Oh PREC\***

M.ENG

604 684 8844 · 710  
brian@kleingroup.com



**Bready Wu**

604 684 8844 · 711  
bready@kleingroup.com

## About Burnaby

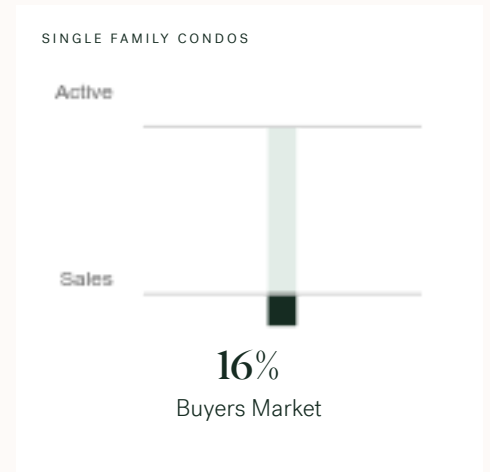
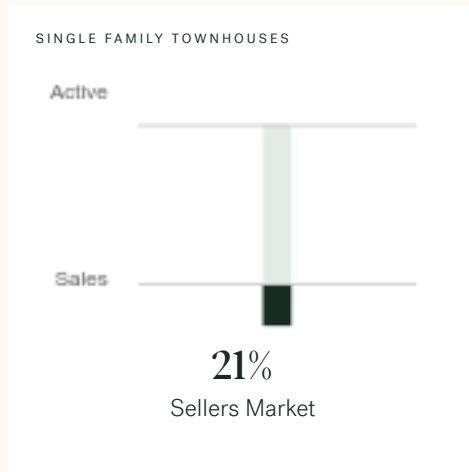
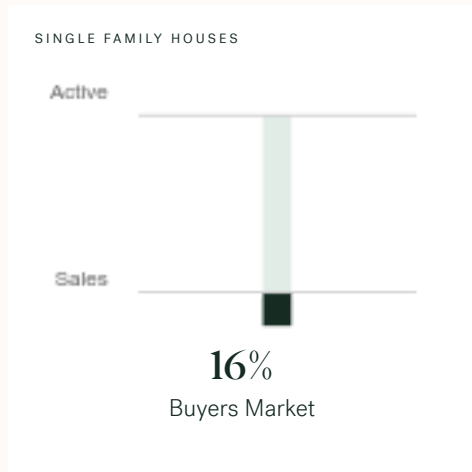
Burnaby is a suburb of Vancouver, bordering New Westminister, Vancouver and Coquitlam, with approximately 270,264 (2022) residents living in a land area of 270,264 (2022) square kilometers. Currently there are homes for sale in Burnaby, with an average price of 1,407,898, an average size of 1,548 sqft, and an average price per square feet of \$909.

## Burnaby Neighbourhoods

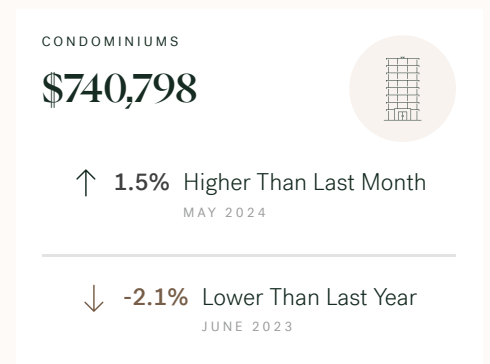
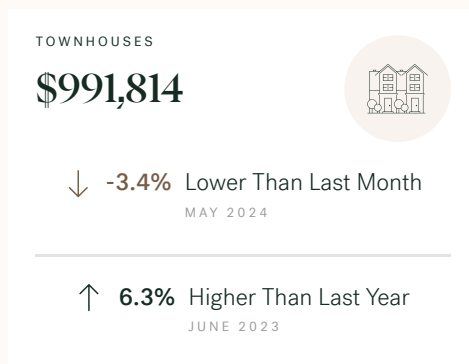
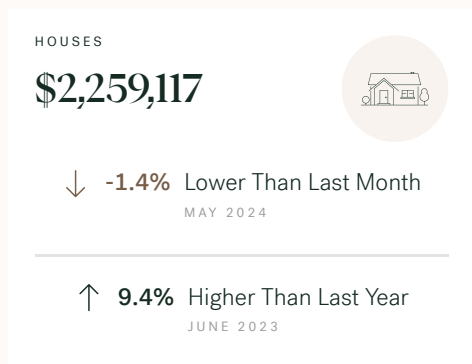
- Big Bend
- Brentwood Park
- Buckingham Heights
- Burnaby Hospital
- Burnaby Lake
- Capitol Hill
- Cariboo
- Central Burnaby
- Central Park
- Deer Lake
- Deer Lake Place
- East Burnaby
- Edmonds
- Forest Hills
- Forglen
- Garden Village
- Government Road
- Greentree Village
- Highgate
- Lake City Industrial Site
- Metrotown
- Montecito
- Oakdale
- Oaklands
- Parkcrest
- Simon Fraser Hills
- Simon Fraser University
- South Slope
- Sperling-Duthie
- Sullivan Heights
- Suncrest
- The Crest
- Upper Deer Lake
- Vancouver Heights
- Westridge
- Willingdon Heights

# June 2024 Burnaby Overview

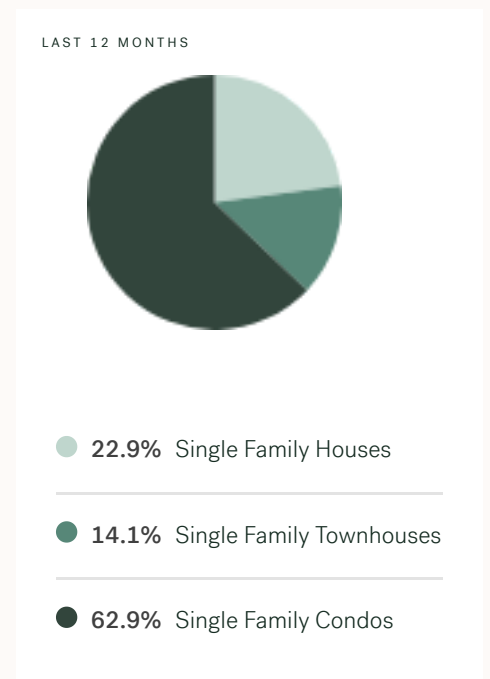
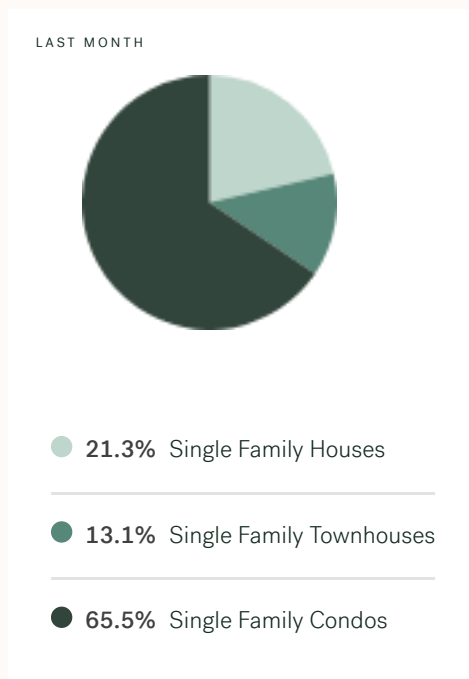
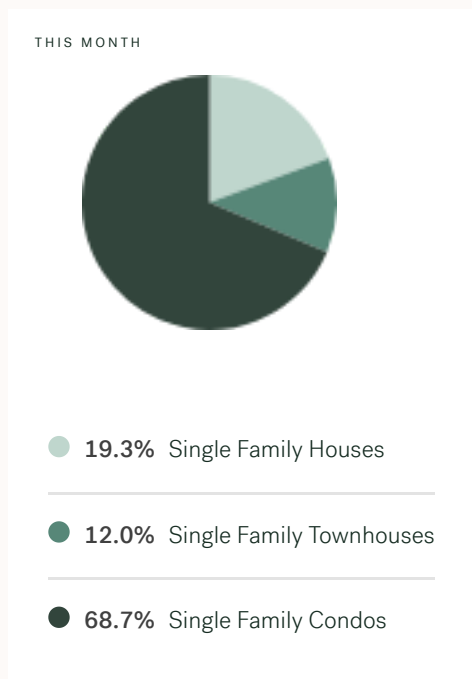
## Sales-to-Active Ratio



## HPI Benchmark Price (Average Price)



## Market Share



# Burnaby Single Family Houses

JUNE 2024 - 5 YEAR TREND

## Market Status

# Buyers Market

Burnaby is currently a **Buyers Market**. This means that **less than 12%** of listings are sold within **30 days**. Buyers may have a **slight advantage** when negotiating prices.

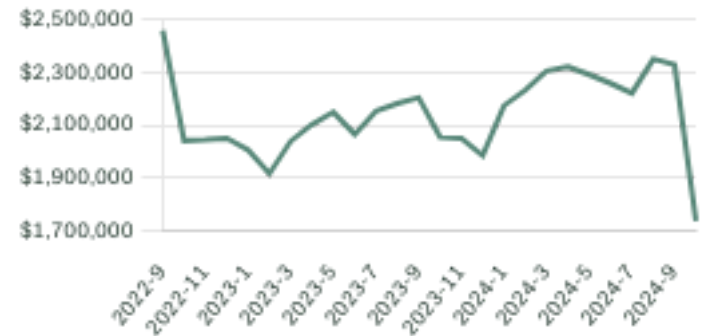


- 16% Of Single Family House Listings Sold IN PAST 30 DAYS
- 361 Active Single Family House Listings IN PAST 30 DAYS
- 58 Single Family House Listings Sold IN PAST 30 DAYS

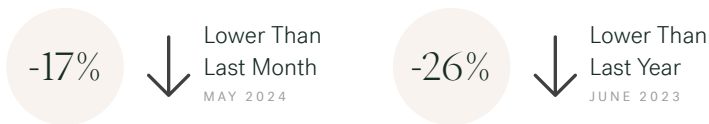
## Summary of Sales Price Change



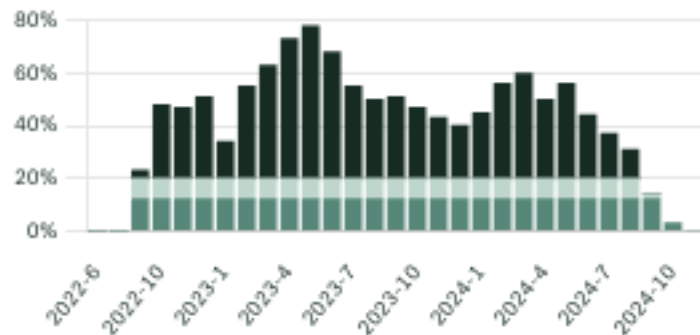
## Sales Price



## Summary of Sales Volume Change



## Sales-to-Active Ratio



## Number of Transactions



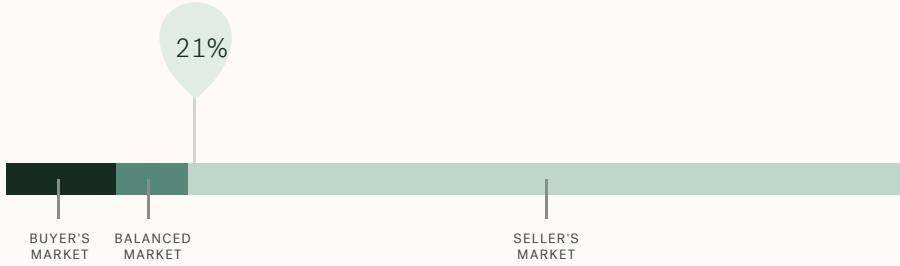
# Burnaby Single Family Townhomes

JUNE 2024 - 5 YEAR TREND

## Market Status

# Sellers Market

Burnaby is currently a **Sellers Market**. This means that **>more than 20%** of listings are sold within **30 days**. Sellers may have a **slight advantage** when negotiating prices.

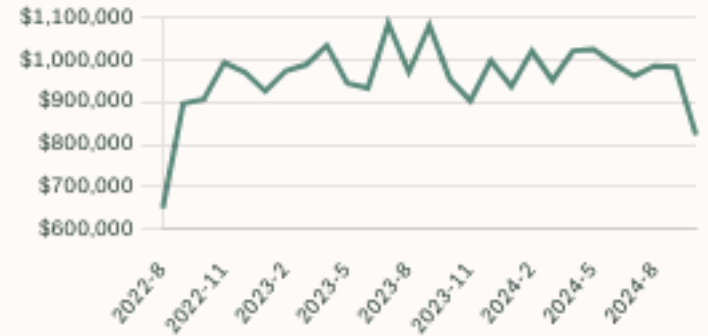


- 21% Of Single Family Townhouse Listings Sold IN PAST 30 DAYS
- 172 Active Single Family Townhouse Listings IN PAST 30 DAYS
- 36 Single Family Townhouse Listings Sold IN PAST 30 DAYS

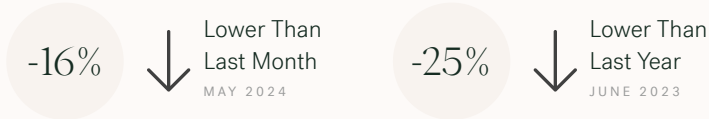
## Summary of Sales Price Change



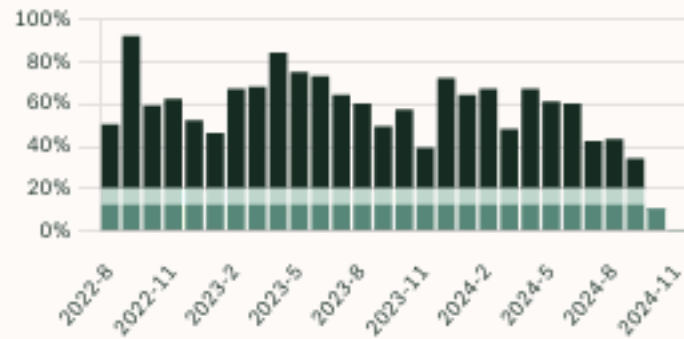
## Sales Price



## Summary of Sales Volume Change



## Sales-to-Active Ratio



## Number of Transactions



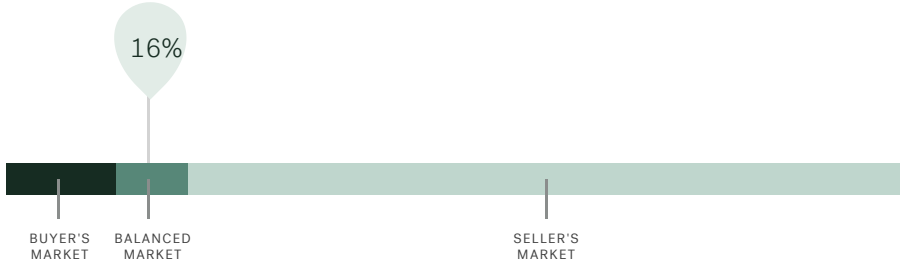
# Burnaby Single Family Condos

JUNE 2024 - 5 YEAR TREND

## Market Status

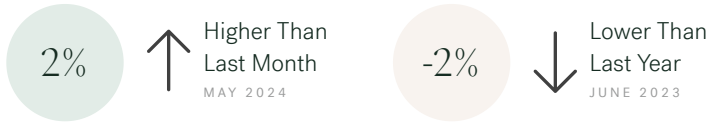
# Buyers Market

Burnaby is currently a **Buyers Market**. This means that **less than 12%** of listings are sold within **30 days**. Buyers may have a **slight advantage** when negotiating prices.

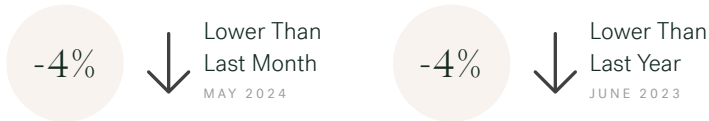


- 16% Of Single Family Condo Listings Sold IN PAST 30 DAYS
- 1,283 Active Single Family Condo Listings IN PAST 30 DAYS
- 206 Single Family Condo Listings Sold IN PAST 30 DAYS

## Summary of Sales Price Change



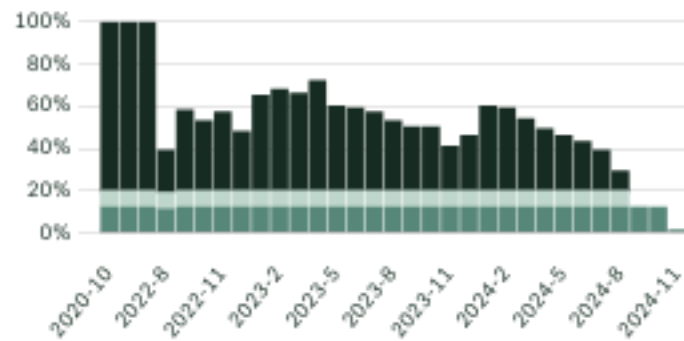
## Summary of Sales Volume Change



## Sales Price



## Sales-to-Active Ratio



## Number of Transactions



# Stay Intelligent. Join our newsletter.

## Subscribe

Get first access to our public and non-public offerings, foreclosures, new projects and other developments.

[kleinresidential.ca](http://kleinresidential.ca)

KLEIN 

Klein Group

Residential  
Commercial  
Pre-Sale  
Property Management

Klein Group

O 604 684 8844  
T 866 352 9311  
F 1 855 684 8844

201 - 2468 Scotia Street  
Vancouver, BC  
Canada V5T 1W5

Brokerage



Royal LePage Westside  
Klein Group